

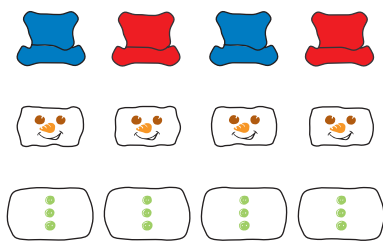

TOPITOP™

AN AVALANCHE OF STRATEGY

Building snowmen has never been so exciting...
You will be given two hats and a few snowballs.
Taking turns, you will move a snowball or one of your hats to build snowmen. But watch out ! Protect your snowmen as your opponent might want to use them to build his own.
The first player to build two complete snowmen wins the game.
A strategy-packed game that will challenge all ages.

Equipment

- 1 wooden board with 9 squares represented by snow flakes
- 8 snowballs : 4 small and 4 big
- 4 hats : 2 red and 2 blue




Object of the game

Be the first to place your two hats on the top of two snowmen.



Definition

A snowman consists of a small snowball put on top of a big snowball.




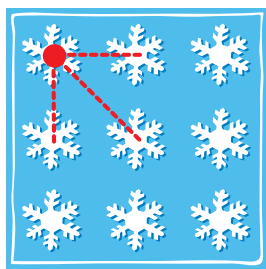


Playing the game

Each player chooses two hats of the same color.
The snowballs belong to everybody.
Then, in turn, you can either :

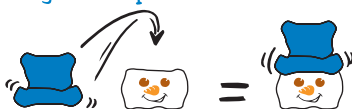
1- Place one of your hats or one of the snowballs (big or small) on any free square of the board.

2- Move one of your hats or any snowball already on the board from one square to another (one space at a time, in any direction).

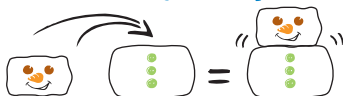


This movement can be done onto an empty space or onto a space already occupied by a bigger piece:

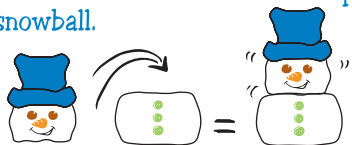
a- a hat can go on top of a small snowball.



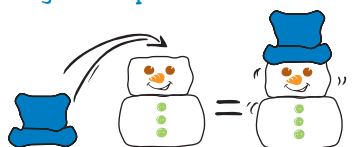
b- a small snowball can go on top of a big snowball.



c- a small snowball with a hat on its top can go on top of a big snowball.



d- a hat can go on top of a snowman.



3- Move any combination of snowballs and hat to any free space



4- When two parts are connected by magnets, they cannot be taken apart during the course of the game. They have to move together.

Notes on play

Players can not reverse a move that was just made by the opponent.

Ending of the game

The first player to place his or her two hats on top of two snowmen wins.



HOT GAMES, COOL PLANET™
www.blueorangegames.com